

## How to add our site to your phone's home screen (Android – Using Google Chrome)

If you regularly access the our homepage or customer portal, you can save time by adding them to your phone's home screen. This will create an icon for each site on your main phone screen, just like an app.

The instructions below will guide you through adding both our homepage and the customer portal to your home screen on Apple and Android phones (Google Chrome, Samsung internet browser and Firefox), using clear steps.

### Why should I add an icon to my home screen?

Adding a website to your home screen makes it much easier to get to your favourite or frequently used site(s). Once set up, just tap the icon to open the website right away, without needing to search or type the address each time.

### Which pages should I add to my home screen?

If you would like to make it easy to see your own customer profile and report any issues, you can add a shortcut for your profile right onto your phone's main screen. This means you just tap an icon, like you do with other apps, and it takes you straight to your information, where you can report anything you need.

To do this, follow the same instructions as below, but instead of using the homepage address, use your own customer portal link. Once you have finished, the new icon will appear on your phone's main screen. Simply tap it whenever you want to view your details or let us know about a problem. There is no need to search or type anything in; just one tap and you're there.

# Cheshire West & Chester Council

## Step by step instructions

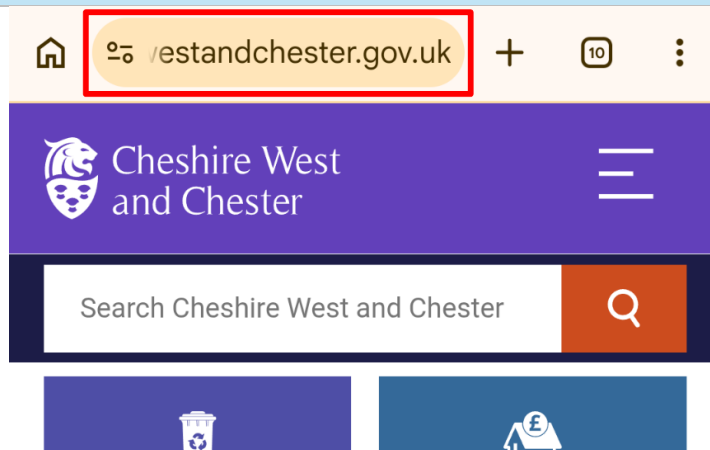
### Step one

Open the Chrome app on your Android phone (Google Pixel, Samsung etc).




### Step two

Type in or open Cheshire west and Chester or the Customer Portal.



### Step three

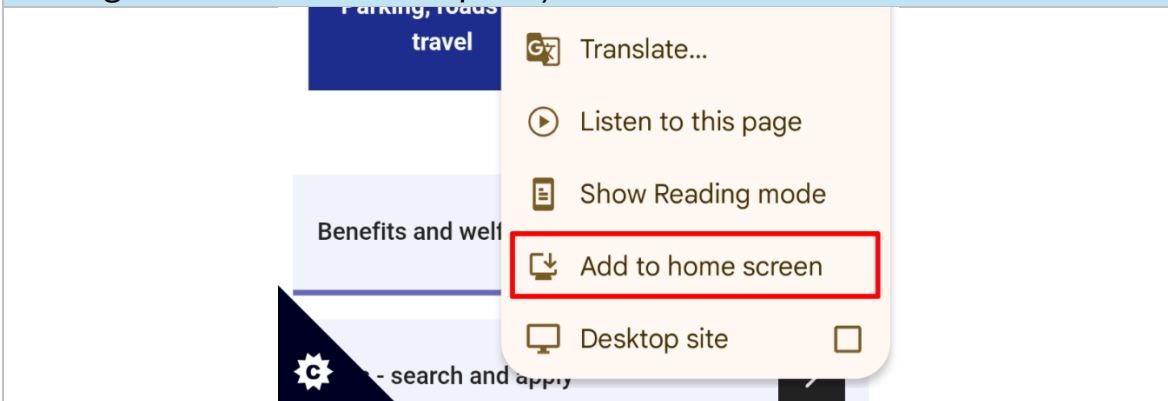
In the top right corner, tap the three dots (this is the menu button).



# Cheshire West & Chester Council

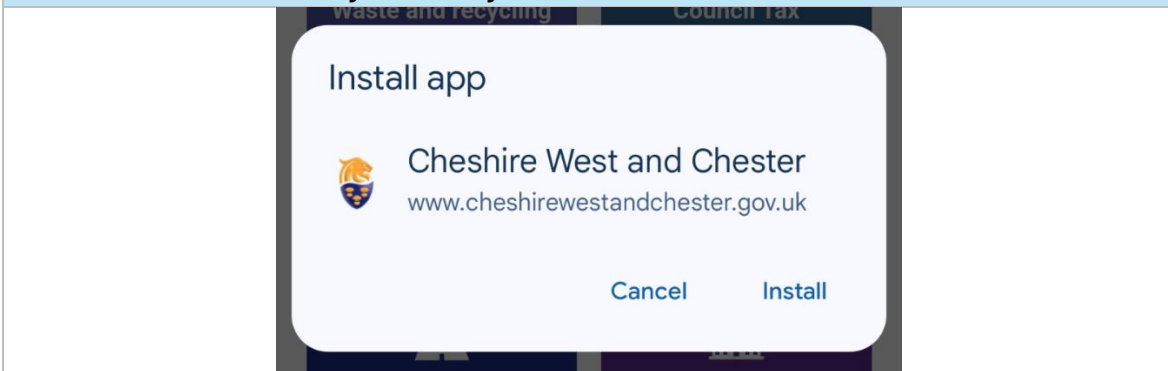
## Step four

From the menu, select "Add to Home screen." (You may have to scroll through the list to see this option).



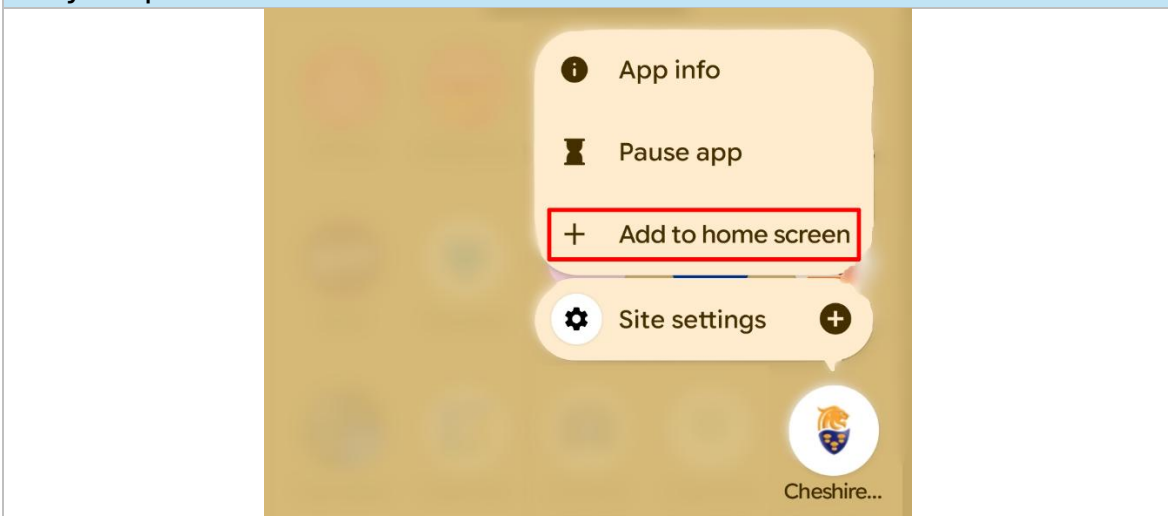
## Step five

Select "install". It may also say "Add to Home Screen".



## Step six

Find the icon in your apps. Press and hold the icon. Tap "Add." You may need to tap "Add" again or drag the icon to the home screen, depending on your phone.



# Cheshire West & Chester Council



## Step seven

The shortcut will now appear on your home screen. Tap it to open the website directly.

## Extra tips:

- you need to be connected to the internet when you first set this up
- if you want to remove the website icon later, press and hold it on your home screen and choose “Remove” or “Delete.”
- if you do not see these options, make sure your phone’s browser is updated to the latest version.