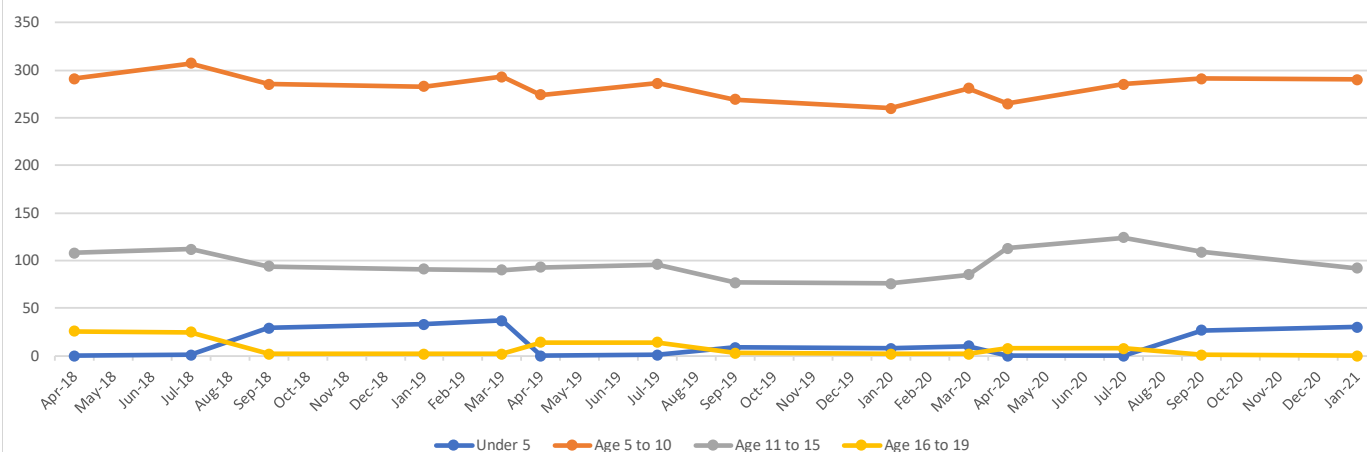


## Top-up funding without a EHCP in mainstream primary and secondary schools (CW&C)

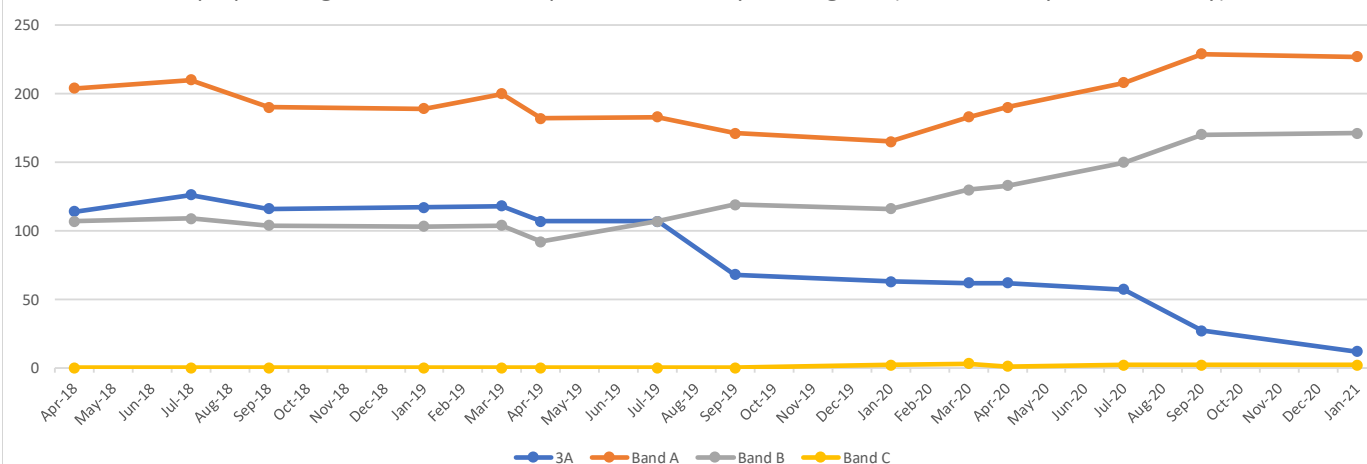
Top-up without an EHCP - April 2018 to Jan 2021 by Age phase (CW&C primary and secondary schools)



Age Category	Apr-18	Jul-18	Sep-18	Jan-19	Mar-19	Apr-19	Jul-19	Sep-19	Jan-20	Mar-20	Apr-20	Jul-20	Sep-20	Jan-21
Under 5	0	1	29	33	37	0	1	9	8	10	0	0	27	30
Age 5 to 10	291	307	285	283	293	274	286	269	260	281	265	285	291	290
Age 11 to 15	108	112	94	91	90	93	96	77	76	85	113	124	109	92
Age 16 to 19	26	25	2	2	2	14	14	3	2	2	8	8	1	0
<b>Grand Total</b>	<b>425</b>	<b>445</b>	<b>410</b>	<b>409</b>	<b>422</b>	<b>381</b>	<b>397</b>	<b>358</b>	<b>346</b>	<b>378</b>	<b>386</b>	<b>417</b>	<b>428</b>	<b>412</b>

September 2019 - Introduction of the Primary & Secondary Inclusion Framework & New Banding System (3A removed)

Top-up funding without an EHCP - April 18 to Jan 21 by Banding rate (CW&C Primary and Secondary)



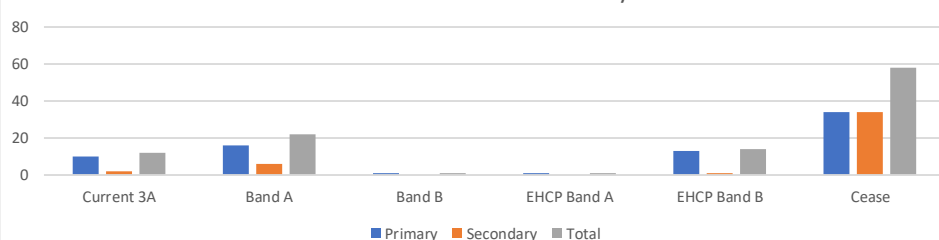
Funding Band	Apr-18	Jul-18	Sep-18	Jan-19	Mar-19	Apr-19	Jul-19	Sep-19	Jan-20	Mar-20	Apr-20	Jul-20	Sep-20	Jan-21
3A	114	126	116	117	118	107	107	68	63	62	62	57	27	12
Band A	204	210	190	189	200	182	183	171	165	183	190	208	229	227
Band B	107	109	104	103	104	92	107	119	116	130	133	150	170	171
Band C	0	0	0	0	0	0	0	0	2	3	1	2	2	2
<b>Grand Total</b>	<b>425</b>	<b>445</b>	<b>410</b>	<b>409</b>	<b>422</b>	<b>381</b>	<b>397</b>	<b>358</b>	<b>346</b>	<b>378</b>	<b>386</b>	<b>417</b>	<b>428</b>	<b>412</b>

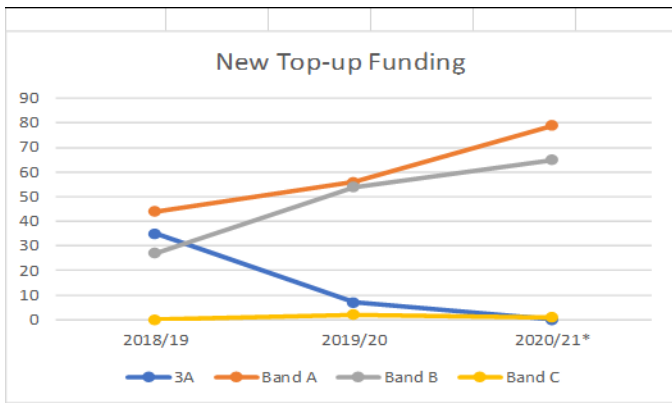
September 2019 - Introduction of the Primary & Secondary Inclusion Framework & New Banding System (3A removed)

### Since July 2019 - Review outcome of 3A cohort

Outcome	Primary	Secondary	Total
Current 3A	10	2	12
Band A	16	6	22
Band B	1	0	1
EHCP Band A	1	0	1
EHCP Band B	13	1	14
Cease	34	34	58
<b>Grand Total</b>	<b>75</b>	<b>33</b>	<b>108</b>

Outcome of 3A reviews since July 2019

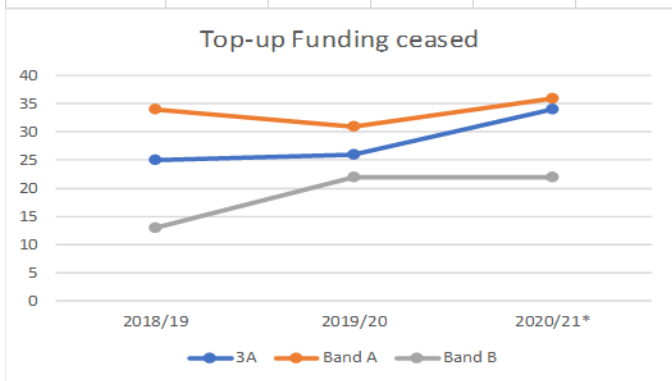




#### New Funding (excluding primary to secondary transfers)

Financial Year	3A	Band A	Band B	Band C	Total
2018/19	35	44	27	0	105
2019/20	7	56	54	2	119
2020/21*	0	79	65	1	145
<b>Grand Total</b>	<b>42</b>	<b>179</b>	<b>146</b>	<b>3</b>	<b>369</b>

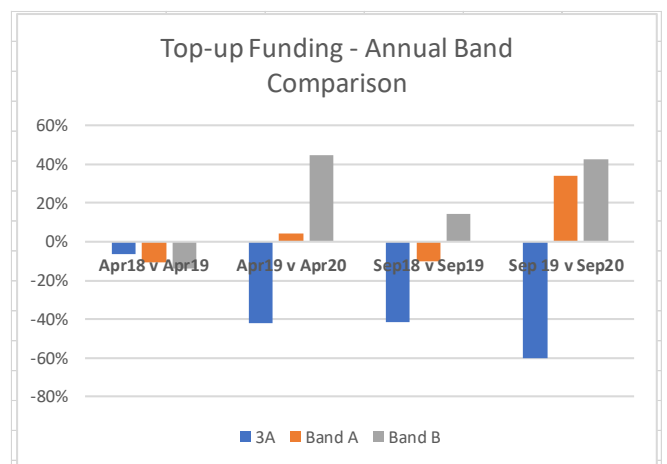
\*not a full year - as at 13th January 2021



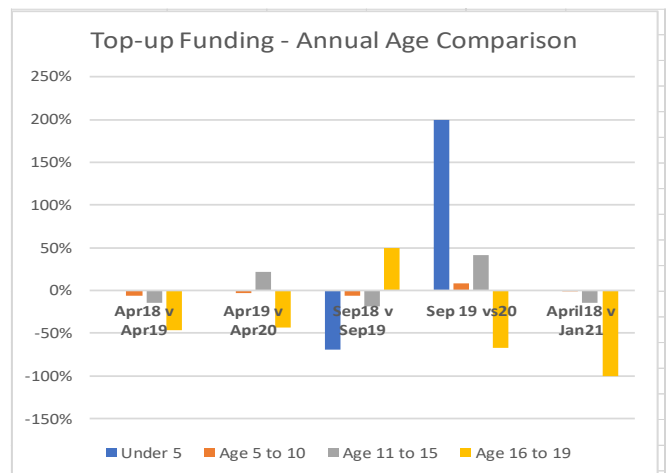
#### Funding Cease (excluding primary to secondary transfers)

Financial Year	3A	Band A	Band B	Band C	Total
2018/19	25	34	13	0	72
2019/20	26	31	22	0	79
2020/21*	34	36	22	1	93
<b>Grand Total</b>	<b>85</b>	<b>101</b>	<b>57</b>	<b>1</b>	<b>244</b>

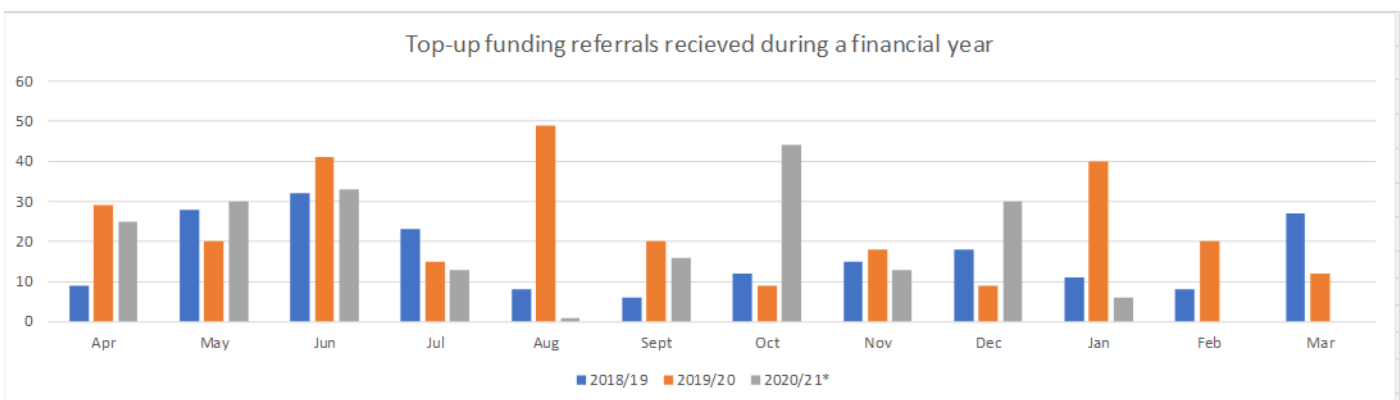
\*not a full year - as at 13th January 2021



Banding	Apr18 v Apr19	Apr19 v Apr20	Sep18 v Sep19	Sep 19 v Sep20	Apr18 v Jan21
3A	-6%	-42%	-41%	-60%	-89%
Band A	-11%	4%	-10%	34%	11%
Band B	-14%	45%	14%	43%	60%
Band C	n/a	n/a	n/a	n/a	n/a



Banding	Apr18 v Apr19	Apr19 v Apr20	Sep18 v Sep19	Sep 19 vs20	April18 v Jan21
Under 5			-69%	200%	
Age 5 to 10	-6%	-3%	-6%	8%	0%
Age 11 to 15	-14%	22%	-18%	42%	-15%
Age 16 to 19	-46%	-43%	50%	-67%	-100%



#### Referral for Top-up funding received

	Apr	May	Jun	Jul	Aug	Sept	Oct	Nov	Dec	Jan	Feb	Mar	Total
2018/19	9	28	32	23	8	6	12	15	18	11	8	27	197
2019/20	29	20	41	15	49	20	9	18	9	40	20	12	282
2020/21*	25	30	33	13	1	16	44	13	30	6			211
<b>Grand Total</b>	<b>63</b>	<b>78</b>	<b>106</b>	<b>51</b>	<b>58</b>	<b>42</b>	<b>65</b>	<b>46</b>	<b>57</b>	<b>57</b>	<b>28</b>	<b>39</b>	<b>690</b>

\*not a full year - as at 13th January 2021